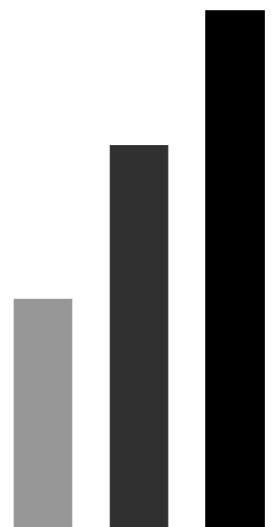


Agenda 2017

Local Police and Fire Scrutiny Sub-Committee

For meeting on:

6	April	2017
---	-------	------



A meeting of the Local Police and Fire Scrutiny Sub-Committee will be held on Thursday 6 April 2017 at 2.30pm within the Municipal Buildings, Greenock.

GERARD MALONE
Head of Legal and Property Services

BUSINESS

1. Apologies, Substitutions and Declarations of Interest	Page
PERFORMANCE MANAGEMENT	
2. Police Scotland Performance Report	p
3. Local Fire & Rescue Plan Review 2014-2017	p
4. Scottish Fire and Rescue Service Budget 2017/18	p
5. Scottish Fire and Rescue Service Performance Report	p

Enquiries to - **Sharon Lang** - Tel 01475 712112



**POLICE
SCOTLAND**
Keeping people safe

**Inverclyde Council
Education and Communities
Committee
Police and Fire Scrutiny Sub
Committee**

Inverclyde Local Policing Area
Performance Report 1st April 2016 – 28th February 2017

April 2017

Date of Meeting: Thursday 6th April 2017
Report by Chief Superintendent Jim Downie, Police Scotland, 'K' Division

SUBJECT: Police and Fire Reform: Local Scrutiny and Engagement
Inverclyde Local Policing Area
Performance Results 1st April 2016 – 28th February 2017

1. Background

The Police and Fire Reform (Scotland) Act 2012 sets out that the main purpose of policing is to improve the safety and well-being of persons, localities and communities in Scotland. It ensures an enhanced focus on local delivery of policing with a designated local commander for each local authority area accountable for local service provision. Each local commander is required to prepare a local policing plan that meets the needs of the local area and is approved by the local authority. In response to this the local authority has a statutory power to monitor the delivery of police services and to provide feedback to the local commander.

2. Inverclyde Local Police Plan

The Inverclyde Local Police Plan was published on 1st April 2014. This plan sets out the local policing priorities and objectives for Inverclyde for 2014 – 2017. It will be reviewed annually through ongoing consultation and is supported by 6 ward community policing plans.

3. Performance reporting to Inverclyde Council

The local commander is required to provide reports at an agreed timescale for scrutiny by elected members. Formal scrutiny of the Inverclyde Police Plan falls under the governance of the Inverclyde Police and Fire Scrutiny Sub Committee under the auspices of the Education and Communities Committee which meets a minimum of two times per year.

4. Recommendation

The following data is extracted from Police Scotland internal systems and is correct as of 3rd March 2017. The data is a year to date comparison with the previous year. It includes both recorded and detected crime data and covers all priority areas as set out in the local police plan. Members are asked to scrutinise policing performance for the period outlined and provide feedback where appropriate.

5. Analytical report – as before with context supplied in each box

6. Appendices

LOCAL AUTHORITY SCRUTINY BOARD - Inverclyde

February 2017

Violence, Disorder & Antisocial Behaviour					
		Apr 2016 – Feb 2017	Apr 2015 – Feb 2016	Victims	% Change
1	Total No Group1: Crimes of Violence	82	153	71 fewer	-46.4%
<p>Group 1 crime has decreased by over 46 % from the same period as last year. We continue to apply a holistic response to these incidents covering a range of tactics to detect and deter violent offences. We work with a number of agencies including Housing, Social Work and Inverclyde Council Social Protection Team to ensure co-ordinated, intelligence led proactivity to identify offenders and safeguard victims. This has led to a number of violent offenders being reported and subsequently imprisoned over the last year. Investigation and scrutiny of group 1 offences is carried out by CID officers.</p>					
2	Murder	1	3	2 fewer	-66.7%
There has been 1 murder over the reporting period. This has been detected and awaiting trial.					
3	Attempted Murder	1	15	14 fewer	-93.3%
There has been 1 attempted murder during the reporting period which is 14 fewer than the equivalent time last year. This is a detected offence with no wider community impact concerns.					
4	Culpable Homicide (common law)	0	0	None	-
5	Culpable Homicide (other)	0	0	None	-
6	Serious Assault detection rate	67.8%	73.4%		-5.6%
The detection rate for serious assault is 67.8%. All serious assaults are subject to ongoing review by senior detective officers. Within Inverclyde a high number of victims of serious assault do not wish to engage with the police which makes the investigation and detection of the offence more challenging.					
7	Serious Assault	59	94	35 fewer	-37.2%
<p>The number of serious assaults committed has decreased by over 37% from the same period last year. Investigation and scrutiny of serious assaults is carried out by CID officers. A number of these offences have been committed within private dwellings making prevention and intervention difficult. We work closely with Inverclyde Council and housing providers to challenge criminal behaviour within private premises through the use of housing and anti-social behaviour legislation. We tackle public space violence by ensuring that officers are deployed in the right place at the right times in order to prevent crime where possible.</p>					
8	Robbery detection rate	76.9%	67.9%		9.0%
The detection rate for robbery is 76.9%. All robberies are scrutinised and investigated by CID officers.					
9	Robbery	13	28	15 fewer	-53.6%
There have been 15 less victims of robbery compared to the equivalent time last year. We continue to work on preventing these crimes by carrying out interventions with known offenders, pro-active visits to vulnerable premises offering them safety/crime prevention advice and raising awareness through our neighbourhood teams to reassure and educate our residents. The majority of robberies occur when the victim and offender are known to each other.					
10	Common assault detection rate	72.4%	76.5%		-4.1%
The detection rate for common assault offences is 72.4%. Divisional officers are supported by our Alcohol and Violence Reduction Unit (AVRU) who assist with the investigation of these offences and pursue every opportunity to detect offenders.					

11	Common assault	572	557	15 more	2.7%
<p>There were 15 more common assaults than the same reporting period last year. This has been reduced by 30 since the last report in February. A number of these were assaults on police and other emergency workers. We work with partners in a range of agencies to focus on areas of disorder and use a variety of interventions to reduce the likelihood of violence occurring. Many assaults are within private dwellings. Where opportunities arise, we work with the housing providers for suitable interventions.</p>					
12	Number of complaints regarding disorder	3,358	3,496	138 fewer	-3.9%
<p>There were 138 less incidents of disorder than the comparable period last year. A number of the disorder complaints are incidents of perceived youth disorder in certain locations throughout the Local Authority area. To address this, we continue to co-ordinate resources with partners aimed at educating, deterring and signposting young people away from the tendency to gather in large groups in addition to disrupting and detecting low level anti-social behaviour.</p> <p>The neighbourhood policing team and the wider community partnership continue to work alongside colleagues within Inverclyde Council, housing agencies and licensed premises which ensures the correct people and places are targeted and all joint powers are utilised. We have a regular practitioner's meeting with housing and the social protection team to ensure information is shared effectively with joint visits regularly taking place to intervene at the earliest opportunity in a bid to prevent the escalation of problematic premises such as party houses and neighbour disputes.</p>					

LOCAL AUTHORITY SCRUTINY BOARD - Inverclyde

February 2017

Violence, Disorder & Antisocial Behaviour (continued)					
		Apr 2016 – Feb 2017	Apr 2015 – Feb 2016	Victims	% Change
13	Number of Domestic Abuse Incidents Reported to the Police	812	735		10.5%
<p>The number of domestic abuse incidents reported to the police has risen by 10.5 % compared with last year. National campaigns help to encourage victims to report incidents and number of these relate to reports of historical domestic abuse.</p> <p>All domestic incidents are investigated robustly ensuring the victim is supported and updated during the enquiry. We have a dedicated Domestic Abuse Unit who carrying out protracted and complex domestic enquiries. We work closely with other agencies such as ASIST to ensure victims are given appropriate and professional advice.</p>					
14	Total Crimes and offences in domestic abuse incidents	471	472		-0.2%
<p>The number of crimes committed within domestic abuse incidents has decreased by 1 compared to the same period last year.</p> <p>Domestic abuse has been a high priority for Police Scotland for a number of years and in Inverclyde we have worked with partners to conduct a number of high profile campaigns ensuring that victims know they have the full support of the police and other agencies and have the confidence to report incidents early to prevent escalation.</p>					
15	Percentage of Domestic Incidents that result in a crime being recorded	44.2%	48.6%		-4.4%
<p>The percentage of domestic incidents that result in a crime being recorded has reduced by 4.4 %. Some domestic incidents are arguments between both parties or disputes over property which are resolved with advice.</p>					
16	Total crimes and offences in domestic abuse incidents detection rate	69.6%	83.1%		-13.5%
<p>The detection rate for domestic abuse cases is 69.6%. Divisional officers who attend the scene of these incidents are supported by specialist departments who offer advice and support during the investigation. We work closely with other agencies to ensure all information which may assist in detecting these offences is shared. In instances where there is no independent evidence, it can be difficult to find the necessary sufficiency to report to the PF.</p>					
17	Total Detections for Domestic Bail Offences	32	33		-3.0%
<p>Bail conditions are given out to domestic offenders by the court. We then ensure that these are being adhered to by carrying out offender warnings and intervention visits.</p>					
18	Ensure 95% of domestic abuse initial bail checks are conducted within a prescribed timeframe (24hrs)	91.4%			
<p>91.4% of domestic abuse bail checks were carried out with 24 hours.</p>					
19	Hate Crime and offences detection rate	75.0%	90.0%		-15.0%
<p>Detection rates for hate crime offences is down. This can be attributed in part to a rise in recorded vandalism of a sectarian nature which are challenging to detect.</p> <p>Over the last year we have continued to work closely with Inverclyde Council and other partners to welcome more refugee families from Afghanistan and Syria. Our neighbourhood teams are well known to the families and have assisted in supporting them during their integration into Inverclyde living.</p> <p>We continue to offer third party reporting and hate crime inputs to staff in other agencies and to local residents to raise awareness and reassure the public.</p>					

Violence, Disorder & Antisocial Behaviour - Stop and Searches					
		April 2016 – Feb 2017	April 2016 – Feb 2017 (Positive)	Victims	% Change
20	Number of stop and searches conducted (total)	611	170		
21	Number of statutory stop and searches conducted	598	169		
22	Number of consensual stop and searches conducted	13	1		
23	Number of consensual stop and searches refused	0	-		
24	Number of seizures made	82	-		
<p>An enhanced version of the National Stop & Search Database commenced on 1 June 2015. The enhanced database brought significant changes in the process of data capture and the methodology for recording data items. No previous year to date figures are provided as it has been previously acknowledged this data is not 100% accurate, therefore comparisons will provide misleading results or invalid conclusions. Management Information and data in respect of stop and search can be found on the Police Scotland website via http://www.scotland.police.uk/about-us/police-scotland/stop-and-search-data-publication</p>					

LOCAL AUTHORITY SCRUTINY BOARD - Inverclyde

February 2017

Additional Identified Local Priorities					
		Apr 2016 - Feb 2017	Apr 2015 - Feb 2016	Victims	% Change
25	Number of detections for drugs supply, drugs productions, drugs cultivation	87	86		1.2%
<p>Community intelligence is vital in tackling drugs supply. Officers continue to work with communities and partners to offer reassurance in a bid to encourage information sharing. This in turn has assisted our Violence Reduction Unit and Proactive Crime Teams in successfully obtaining and executing warrants and detecting drugs offences.</p> <p>Following successful convictions, we work with colleagues in housing and the Social Protection Team to disrupt drug dealers by examining opportunities around ASBO's and tenancies.</p>					
26	Theft by housebreaking (including attempts) detection rate	11.2%	23.1%		-11.9%
<p>The detection rate for housebreaking (including attempts, garden sheds, garages) has decreased by 11.9%. A significant number of these are break-ins to sheds which are difficult to detect due to lack of forensic opportunities.</p> <p>Our dedicated housebreaking team continue to examine every opportunity to investigate this crime type making use of scenes of crime, CCTV, media and neighbourhood officers where appropriate.</p>					
27	Theft by housebreaking (including attempts)	206	299	93 fewer	-31.1%
<p>There have been 93 fewer victims of housebreaking. We use media and campaigns to raise awareness about protecting property and offer crime prevention advice where required. Pro-active patrols in key areas help deter offenders. The housebreaking team have recorded a number of successful prosecutions for known housebreakers over the last year.</p>					
28	Theft by shoplifting detection rate	81.4%	82.3%		-0.9%
<p>The dedicated Greenock Town Centre Officers pro-actively patrol the busy retail areas and work alongside security staff to identify offenders. These officers work a shift pattern which ensures coverage in key areas at peak times. In April 2017 the expansion of the current Neighbourhood Team will include 2 dedicated Port Glasgow Town Centre Officers to cover the retail park and the Town Centre.</p>					
29	Theft by shoplifting	296	283	13 more	4.6%
<p>There were 13 more offences of theft by shoplifting compared to last year. There has been a noticeable increase in Theft by shoplifting in the new Port Glasgow retail park. Neighbourhood officers have been liaising with security and staff in these new premises in an effort to detect and deter offenders. A number of known shoplifters are currently working with the Persistent Offenders Partnership (POP), a joint initiative with police and Inverclyde Council drugs and alcohol teams. The aim of the initiative is to reduce offending by tackling addiction. The high visibility presence of the Town Centre Officers helps deter offenders.</p>					
30	Vandalism & Malicious Mischief detection rate	12.1%	9.7%		2.4%
<p>We are working with schools to educate children about the effects of vandalism on the community. We use social and local media and carry out local enquiries at every opportunity in an effort to detect these offences. Where patterns of offences are observed, the enquiries are allocated to a single officer to progress.</p>					
31	Vandalism & Malicious Mischief	727	745	18 fewer	-2.4%
<p>There were 18 fewer incidents of vandalism compared to last year. A number of these offences have been in the central area where patterns of vandalisms to vehicles has been identified. Other incidents of vandalism can be attributed to groups of youths and we are working with partners to tackle this issue with neighbourhood officers working with residents and other agencies in an effort to identify those responsible.</p>					
32	Number of detections for Consuming Alcohol in a designated place (where appropriate byelaws exist)	166	290		-42.8%
<p>There are less people consuming alcohol in public places with a drop of 42.8% compared to the same period last year. We continue to patrol in public places particularly in peak holiday and summer periods and work with local licenced traders to encourage responsible drinking and reduce anti-social behaviour</p>					

associated with drinking in public.

Public Protection

		Apr 2016 – Feb 2017	Apr 2015 – Feb 2016	Victims	% Change
33	Number of Sexual Crimes	150	90	60 more	66.7%
<p>The number of reported sexual crimes has risen by 66.7%. In the majority of offences the perpetrator is known to the victim – the number of offences carried out by strangers is very low. We have noticed an increase in online offences being reported which will also be recorded as a sexual crime if there is deemed to be a sexual element. Again a number of high profile national campaigns has helped encourage victims to have the courage to report incidents.</p> <p>The Public Protection Unit are dedicated to these investigations and all sexual crimes are scrutinised daily to ensure investigations are progressed and victims are kept up to date. .</p>					
34	Sexual Crimes detection rate	68.7%	70.0%		-1.3%
<p>The detection rate for sexual crime is 68.7 %. Enquiries into sexual crimes can often be protracted and complex, with detections often relying on forensic results.</p>					
35	Rape detection rate	48.5%	60.0%		-11.5%
<p>The detection rate for rape is 48.5%. The nature of this offence means that it can be difficult to find sufficient corroborative evidence to report and often relies on forensic evidence.</p> <p>We have a dedicated divisional rape investigation unit to ensure all lines of enquiry are thoroughly investigated and the victim is supported throughout.</p>					

LOCAL AUTHORITY SCRUTINY BOARD - Inverclyde
February 2017

Road Traffic Casualty Statistics *				
	Apr 2016 – Feb 2017	Apr 2015 – Feb 2016	Victims	% Change
People Killed	2	2	Same number	0.0%
People Seriously injured	11	15	4 fewer	-26.7%
People Slightly Injured	95	119	24 fewer	-20.2%
Children (aged<16) Killed	0	1	1 fewer	-100.0%
Children (aged<16) Seriously Injured	1	2	1 fewer	-50.0%
<p>There have been fewer casualties on our roads compared to the equivalent time last year. We use analytical data to highlight roads which may present a risk and then produce a plan to prevent this risk. We work with colleagues in Inverclyde Council Roads Department and TRANSERV. Plans may include high visibility patrols, static speeding checks or media publication to enhance driver behaviour. Our Divisional Roads Policing Department has hosted a number of events in Inverclyde this year offering safety advice and checks on vehicles which have been well attended by the public and our schools liaison officer and neighbourhood teams have incorporated road safety into their inputs to schools children.</p> <p>Along with Inverclyde Council and other partners we have commenced a year long road safety campaign which will focus on all aspects of safety on our roads in order to encourage responsible and safe travel. This has included a joint letter to parents of children in all Primary Schools and S1/2 Secondary Schools informing them of the concerns around safe parking at school pick up times in addition to high profile joint agency patrols around schools at peak times. We are actively involved in the schools working group hosted by Inverclyde Council Road Safety to look at ways of preventing accidents around our schools.</p>				

Road Safety & Road Crime					
		Apr 2016 – Feb 2017	Apr 2015 – Feb 2016	Victims	% Change
36	Dangerous driving	27	26		3.8%
37	Speeding	385	472		-18.4%
38	Disqualified driving	8	8		0.0%
39	Driving Licence	124	89		39.3%
40	Insurance	279	178		56.7%
41	Seat Belts	87	50		74.0%
42	Mobile Phone	81	44		84.1%
<p>Our Divisional Road Policing Unit (DRPU) has now been based back in Greenock Police Office for a full year. This has resulted in greater visibility of Roads Policing Officers in Inverclyde and can account for an increase in detections for offences such as seat belts, insurance and mobile phones. The national road safety campaigns are supported by DRPU and local officers and every opportunity to provide education is taken through social media, local partners and joint operations.</p> <p>Offences are dealt with appropriately, resulting in enforcement and/or education.</p>					

LOCAL AUTHORITY SCRUTINY BOARD - Inverclyde

February 2017

Public Confidence					
		Apr 2016 - Feb 2017			
		Number of Complaints about the Police		Number of Complaints per 10,000 Police Incidents	
43	Complaints received about the Police	47		22.8	
(Context)					
		On Duty Allegations	Off Duty Allegations	Quality of Service Allegations	Total Number of Allegations
44	Total Allegations Recorded	56	0	18	74
(Context)					

Scottish Crime Recording Standard Quarter 3 & 4 Audit 2015/16 <i>(not available at Local Authority level but detailed at Divisional and Force level for information purposes)</i>								
45	Audit 1 - Crime Related Incidents and Associated Recorded Crime Audit 2015/16 - Quarters 3/4 (October to March)	Test 1 - Incidents			Test 2 - Recorded Crime			
		Incidents Audited	No. of errors	SCRS Compliance	Crimes Audited	No. of Recording Errors	SCRS Compliance	
		K Division	149	9	94.0%	124	16	87.1%
		Force	2,360	129	94.5%	1,814	126	93.1%
<i>Details of the methodology for Audit 1 can be found in Appendix A</i>								

46	Audit 2 - Divisional Crime Audit 2015/16 - Quarter 4 (January to March)	Crimes Audited	No. of Recording Errors	SCRS Compliance
	K Division	224	18	92.0%
	Force	3,500	212	93.9%
<i>Details of the methodology for Audit 2 can be found in Appendix A</i>				

47	Audit 3 - "No Crime" Audit 2015/16 - Quarters 3/4 (October to March)	Number of "No Crimes" Audited	No. of errors	SCRS Compliance
	K Division	52	1	98.1%
	Force	973	47	95.2%
<i>Details of the methodology for Audit 3 can be found in Appendix A</i>				

APPENDIX "A" - AUDIT METHODOLOGY

Audit 1 - Crime Related Incidents and Associated Recorded Crime

The audit sample was selected from Command and Control incidents over a specific four day period with initial call types CR-60 to CR-79 within the Crime category, and incidents with initial call types AB-57 Communications, AB-58 Hate Crime, PW-40 Domestic Incident and PW-76 Child Protection. The incident sample selected for audit ensured, working to a 95% confidence level with a confidence interval of +/-3%, that the sample audited was statistically representative of all incidents of this type recorded during the four day audit period. A formula was applied to the total number of incidents per Command Area and apportioned out between Divisions in that Command Area in order to obtain sample sizes. These were subject to a minimum of 150 and a maximum of 300 per Division.

Compliance in each of the two Tests is achieved with a result of **95%** or above.

The audit tested:

Test 1 – Crime Related Incidents

- That incidents initially inferring a crime or apparent criminal activity and closed as a non-crime contained a satisfactory narrative to eliminate any inference of criminality and fully justify a non-crime disposal.
- That each incident clearly indicated a crime or non-crime as a disposal on the incident text.
- Where an incident was closed as a crime, the corresponding crime record was traced.

Test 2 – Recorded Crime

- The correct application of SCRS on recorded crimes in respect of the Scottish Government Counting Rules and the correct classification of crimes. In terms of compliance with SCRS each individual crime over or under-recorded, or incorrectly classified was counted as having failed the audit.

Audit 2 - Recording of Specific Crime Types (Divisional Crime Audit)

To ensure that a number of different areas of crime recording are represented by Audit 2, samples were obtained from the following categories:

- Assault (Common Assault only)
- Group 1 Crime (Crimes of violence)
- Group 2 Crime (Sexual offences)
- Group 3 Crime (Crimes of dishonesty)
- Group 4 Crime (Damage to property)
- Other Crimes from Groups 5, 6 and 7

While not as statistically representative of all records within the audit period as Audit 1, the sample sizes in Audit 2 were weighted to take into account higher volumes of crime being recorded in some Divisions subject to a minimum of 100 records and a maximum of 300 records.

The audit tested the correct application of SCRS on recorded crimes in respect of the Scottish Government Counting Rules and the correct classification of crimes. In terms of compliance with SCRS each individual crime over or under-recorded, or incorrectly classified was counted as having failed the audit.

Compliance in this audit is achieved with a result of **95%** or above.

Audit 3 - Crime Records Reclassified to "No Crime"

The third principle of SCRS states "once recorded, a crime will remain recorded unless there is credible evidence to disprove that a crime had occurred".

The audit tested the correct application of this principle in respect of recorded crime which was reclassified to "No Crime" following Police enquiry into the reported circumstances. In terms of compliance with SCRS each individual crime reclassified incorrectly was counted as having failed the audit.

The sample sizes in Audit 3 were weighted to take into account the higher number of records reclassified to "No Crime" in some Divisions subject to a minimum of 50 and a maximum of 100.

Compliance in this audit is achieved with a result of **95%** or above.

In order to allow Divisions a reasonable period of time to ensure that records are complete and compliant with SCRS, audits are generally undertaken once a period of three months from the date of the incident/crime has elapsed. Any record incomplete at the time of audit will be audited based on the information available at the time.

APPENDIX B

We strongly support other agencies in educating and diverting young people away from engaging in risky behaviours and offering reassurance to the wider community. Some of the activities we have been involved with over the last few months or plan in the weeks ahead include:

- REACH FOR AUTISM ARTS PROJECT – we have recently been involved in a play with young people from the local Reach for Autism Group who have performed a number of short plays at the Beacon Arts Centre. Our role in the ‘police’ sketch helps promote awareness about the challenges people with autism face when dealing with authority. The work has also enhanced relations between officers and the young people and has recently been regarded as good practice within Police Scotland.
- WASTED PROJECT – this joint agency project is now in the third year and is offered to all S2 students across all Inverclyde secondary schools. Police Scotland has helped fund and will participate in the coming weeks in 6 separate school inputs to young people about drugs, alcohol and safe life choices.
- PROJECT KRAKEN – In March, a joint operation will take place between Border Policing Control and local officers to enhance security around the local ferry terminals, encourage vigilance and provide reassurance to the maritime environment. This is a regular operation which is co-ordinated by our local Counter Terrorism Liaison Officer.
- INVERCLYDE YOUTH ASB AND SAFEGUARDING INITIATIVE – over the summer months we ran a series of operations involving partners in HM Coastguard, BTP, Inverclyde Council Youth Workers, Inverclyde Council Wardens, Anti-Social Investigators, SFRS, and SAS. The purpose being a MA approach in diverting young people from congregating in large numbers and associated ASB whilst keeping them safe from harm. In response to continued reports of large groups of youths gathering in ‘hot spot’ areas, we have refreshed our initiative over recent months to concentrate on the movement over the rail network, associated ASB around the stations and providing reassurance to the residents that this continues to be a priority. A key area over recent weeks has been in upper Port Glasgow. We regularly request assistance from force resources such as the support unit and horses. In addition to the campaign patrols, we are working with housing and ASIST colleagues to follow up with parental letters, joint visits and housing tenancy warnings where possible.
- TEST PURCHASE OPERATIONS – we have carried out and will continue to carry out test purchase of alcohol operations at off sales throughout the area. From experience, young people are buying alcohol early evenings in local shops and our aim is to deter this practice, hold licensees to account and ultimately reduce the instances of alcohol related ASB and violence. The local residents have been supportive and continue to provide intelligence about agent purchases which local officers follow up at every opportunity.
- INVERCLYDE ROAD SAFETY CAMPAIGN – we continue to work alongside our colleagues in Inverclyde Road Safety and Schools to carry out a series of joint activities throughout the year to raise awareness about road safety in Inverclyde. The intention is to better educate all road users in safe and considerate road use. All primary school parents received a joint letter from Education and Communities Director Wilma Bain and Chief Inspector Brown highlighting the concerns around safe and considerate parking at schools. Joint patrols from Roads Policing, Neighbourhood and

Community Enforcement Officers continue around all schools and has been well received.

- PRIMARY SCHOOL LIAISON – the neighbourhood officers continue to be visible in all the local nursery and primary schools in the area to build relationships with our young residents and help encourage them to be responsible citizens and make safe decisions. They talk about their role as officers, road safety, internet safety, vandalism and keeping property safe amongst other topics. Officers also regularly coach one of the local school football teams which has recently welcomed new team members from the Syrian community.
- 2026 – Consultation by SPA/Police Scotland on draft long term Policing Strategy – we have recently started a consultation on our ‘2026 Programme’ and are engaging with existing groups to encourage feedback on the proposals. It is vital that as many members of our community provide comment to ensure they have an active voice in shaping policing over the next decade. The consultation is open until 8th May and the link is:

<http://www.scotland.police.uk/about-us/policing-2026/>



**Inverclyde
Local Fire and Rescue Plan
Review 2014 - 2017**



**SCOTTISH
FIRE AND RESCUE SERVICE**
Working together for a safer Scotland

**Working together
for a safer Scotland**

**Inverclyde
council**

Contents

Introduction	2
Performance Data – what the figures told us	2
Reducing Accidental Dwelling Fires by 10% each year	5
Reducing Fire Casualties and Fire Fatalities by 5% each year	6
Reducing Casualties From Non-Fire Emergencies by 5% each	7
Reducing Deliberate Fire Setting by 5% each year	8
Reducing Fires in Non-Domestic Property by 5% each year	9
Reducing Unwanted Fire Alarm Signals by 5% each year	10
Engagement – what our stakeholders told us	11
Scrutiny – what we learned from the Inspectorate	11
Conclusion	12
Recommendations	13

Introduction

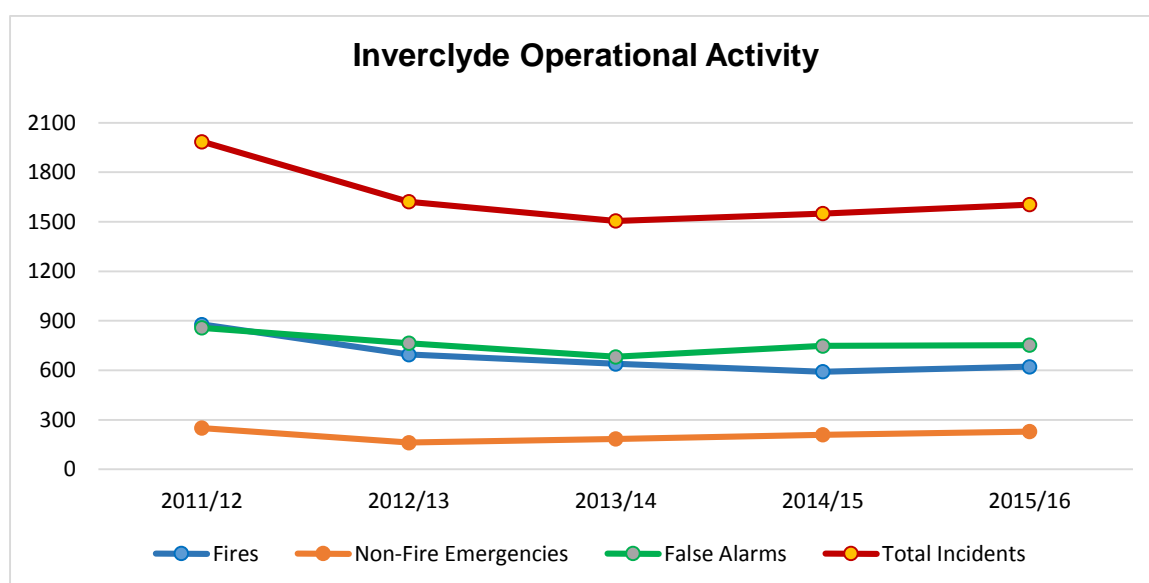
The Scottish Fire and Rescue Service (SFRS) is required under the Fire (Scotland) Act 2005 as amended to prepare Local Fire and Rescue Plans for each local authority in Scotland. Following the publication of our Strategic Plan in 2013, our first Local Plans were published in April 2014.

These plans were developed to direct the Service through its initial consolidation journey and have helped to forge our place as a national organisation with a strong sense of local accountability. Against the drive of public sector reform, the local planning landscape continues to evolve to provide a greater focus on protecting the most vulnerable and improving community outcomes through collaborative working.

The publication of our new three-year Strategic Plan in October 2016 now instigates a timely requirement to carry out a mandatory review of all Local Fire and Rescue Plans. This review will provide us with information on how well we are performing against our existing priorities as well as highlighting areas for continued improvement and opportunities for change against the growing needs of our communities.

Performance Data – what the figures told us

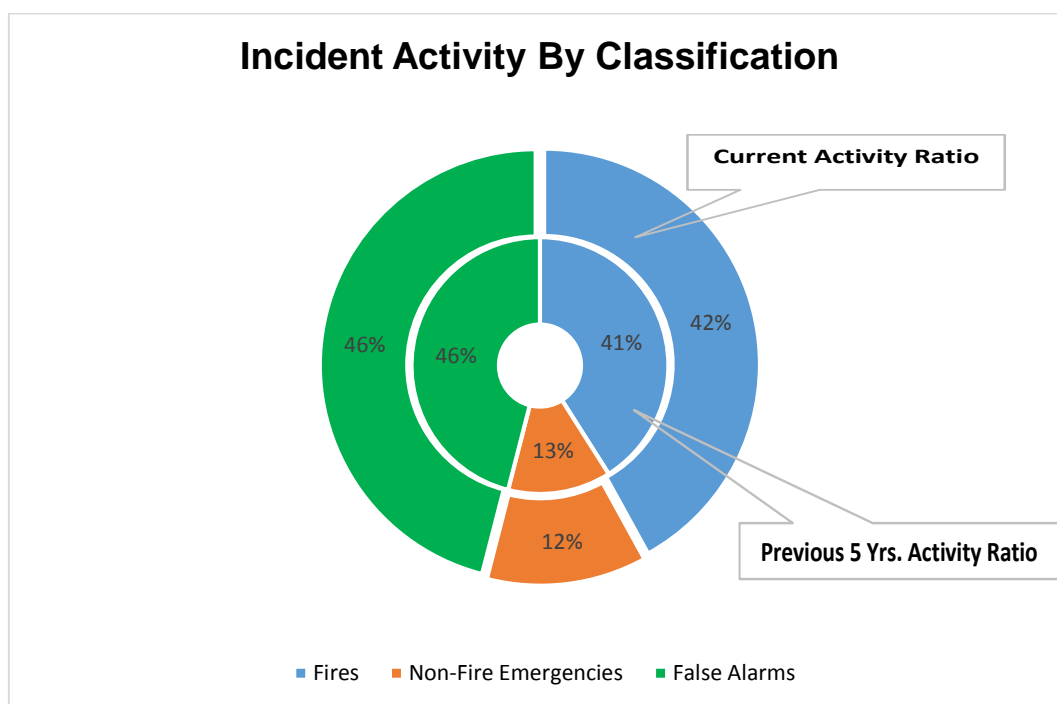
Over the past five years within Inverclyde, the SFRS responded to an average of 1653 incidents each year. Review of operational demand has indicated a downward trend overall, with activity levels decreasing by 19% between 2011 and 2016. This reduction trend is opposite for the current fiscal monitoring period; activity levels reviewed on the 28 February 2017 indicated a 17% increase when compared to the same period last year.



Incident Numbers 2011 to 2016

	2011/12	2012/13	2013/14	2014/15	2015/16
Fires	878	696	639	592	622
Non-Fire Emergencies	250	162	184	210	229
False Alarms	857	764	682	748	753
Total Incidents	1985	1622	1505	1550	1604

The review of operational demand has identified False Alarms being the most common type of incidents attended within Inverclyde and have accounted for 46% of mobilisations with Fires and Non-Fire Emergencies (Special Services) accounting for 41% and 13% respectively. Review of activity during the current fiscal monitoring period (Apr 2016 – March 2017) has determined minimal change in the demand ratio across these incident classifications.



As part of the process of scrutiny the SFRS are responsible for the submission of performance reports to Inverclyde Alliance Board. The basis of these reports is to report on the progress the SFRS is making against the priorities contained within the Local Fire and Rescue Plan 2014-17 for Inverclyde. The first two targets set (Table1, Page 3) followed the High Level Performance Indicators set within the Fire and Rescue Framework for Scotland 2013, with the remaining four targets defined at a local level.

The current progress against the rolling three-year average indicates five priorities above the three-year average and one priority currently below the three-year average. We assess each of the targets that follow using a Red, Amber or Green indication of our performance. Green means we have achieved or exceeded the target; Amber means we did not achieve the target but achieved a reduction in the three-year average figure and Red means we have not achieved the target and have seen an increase in the three-year average figure.

Table 1

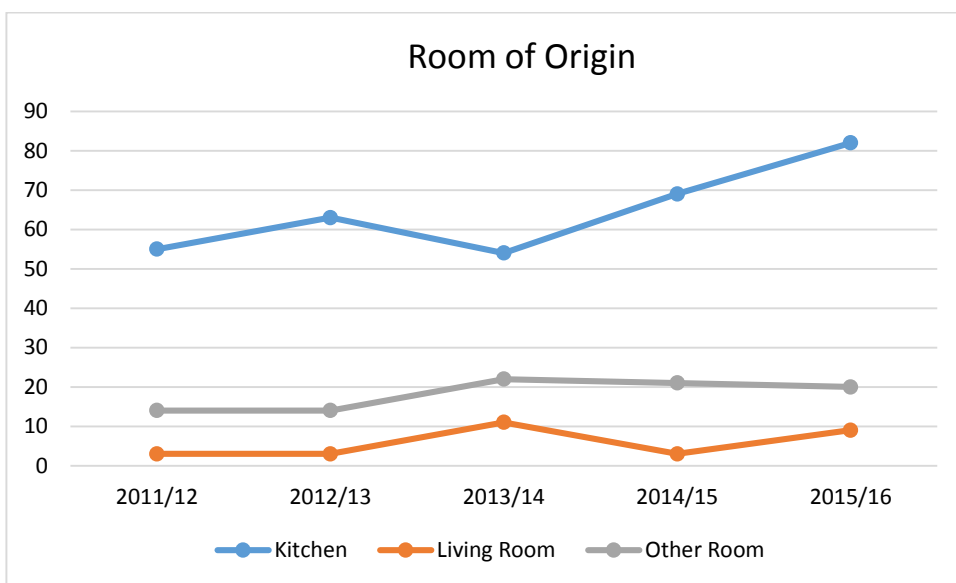
Current Local Fire and Rescue Plan Priorities for Inverclyde	2013/14	2014/15	2015/16	Target*	RAG**
1 - Reducing Accidental Dwelling Fires by 10% each year	87	93	111	87	●
2 - Reducing Fire Casualties and Fire Fatalities by 5% each year	36	25	46	34	●
3 - Reducing Casualties From Non-Fire Emergencies by 5% each year	38	47	66	50	●
4 - Reducing Deliberate Fire Setting by 5% each year	478	444	455	436	●
5 - Reducing Fires in Non-Domestic Property by 5% each year	31	35	36	32	●
6 - Reducing Unwanted Fire Alarm Signals by 5% each year	682	748	753	691	●

***2016/17 target based on rolling three-year average **Current progress against three-year average**

Performance Explained

Current progression towards the three year average target for 2016/17 is classed as **Red** due to a continued year on year increase in the number of accidental dwelling fires with this trend resulting in a higher number of these incidents this year.

Analysis of accidental dwelling fires over the past 5 years has determined the most common cause being attributed is cooking related activity, accounting for 50% of all accidental dwelling fire incidents. The kitchen as a room of origin accounts for over 73% of all accidental dwelling fires.



The severity of fires within the home can vary from the incident being dealt with by the occupier with little or no damage occurring to incidents where direct firefighting is undertaken by the SFRS. On average in Inverclyde only 1 in 5 incidents require the SFRS to undertake direct firefighting action.

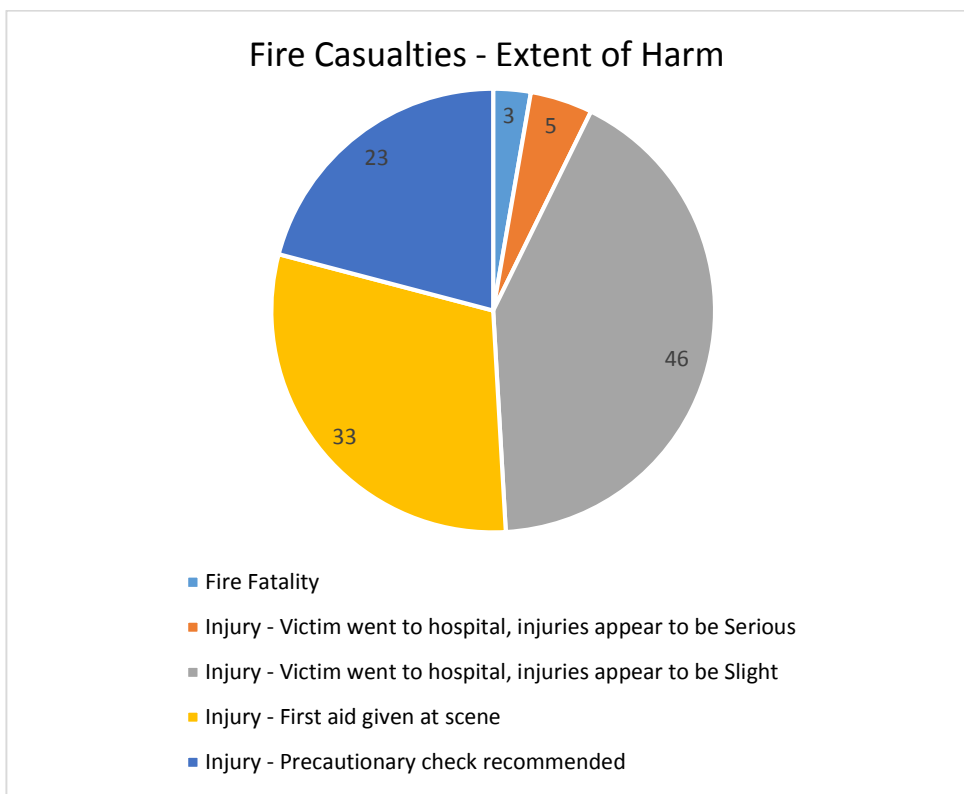
Early warning is key to alerting occupants and over the last five years, 83% of properties affected by fire had smoke or heat detection present which has raised the alarm on 56% of occasions. On average just over 64% of incidents attended by SFRS resulted in no fire damage to properties; this positive trend in reduction of fire damage is in direct correlation to the increased level of fitted smoke and heat detection.

Performance Explained

Current progression towards the three-year average target for 2016/17 is classed as **Red** as current activity is above the three year average. On average 72% of all fire fatalities and casualties within Inverclyde arose from accidental dwelling fires.

Analysis of accidental dwelling fire fatalities and casualties has identified a link to fires within the kitchen accounting on average for 70% of incidents where injuries arise. Most common human contributory factor has been identified as ‘Distraction’. Whilst the number of persons recorded as accidental dwelling fire casualties has seen an increase since 2011, review of the nature of injuries has determined that the majority (59%) were treated at the scene and did not require to attend hospital for treatment. Of remainder 36% went to hospital with injuries recorded as slight and only 9% recorded as having more serious injuries. The change in profile of fire related casualties is a positive one when compared to longer term historic data which shows a higher number of fatal and seriously injured accidental dwelling fire casualties.

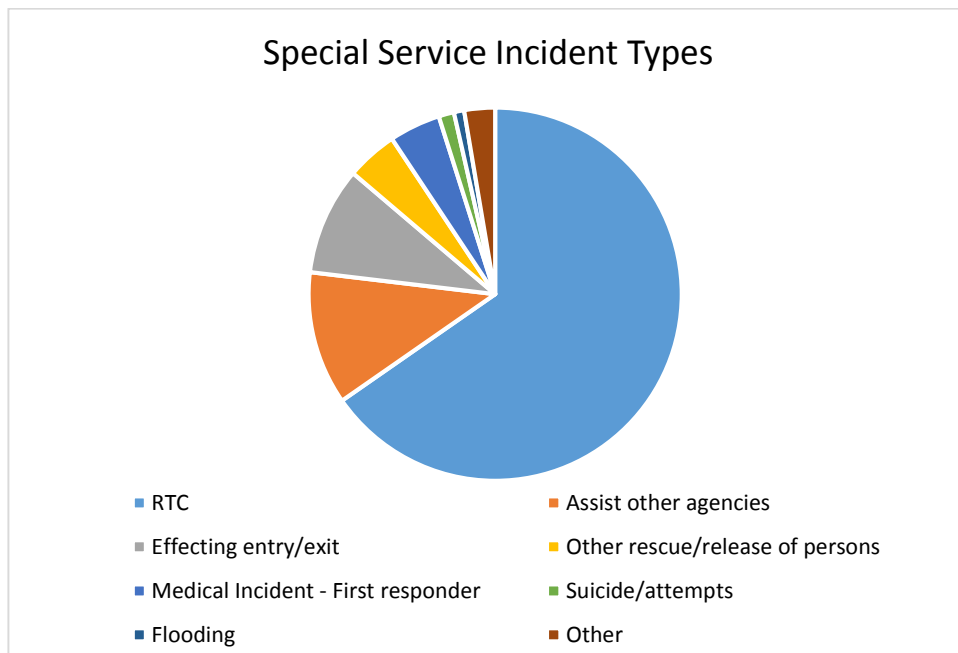
Of the 114 casualties recorded at accidental dwelling fires, only 5 have attended hospital having sustained serious injuries. Smoke inhalation has been identified as the most common cause of injury. Just over 52% of all accidental dwelling fire casualties are aged 50 years and over with males accounting for the majority (56%) of all accidental dwelling fire casualties. This profile does not reflect the current Scottish trend which shows females over the age of 50 years of age to be the highest risk group related to fire.



Performance Explained

Current progression towards the three-year average target for 2016/17 is classed as **Red** with an upward trend evident at this time. Whilst overall the number of Non-Fire Emergency (Special Service) incidents is low compared to Fire and Unwanted Fire Alarm incidents, fatal and non-fatal casualties arising from Special Service incidents exceed those from accidental dwelling fires. In reviewing data over the last 5 years, the rate of special service fatal and non-fatal casualties is showing an increase trend line.

In reviewing the previous special service activity, attendances at Road Traffic Collisions accounted for 65% of all special service casualties within Inverclyde. An additional 25% of casualties have been recorded over the last five years as a result of attending incidents to either assist other agencies, forcing entry into premises to render assistance to occupants, the provision of medical response or to assist in body recovery.

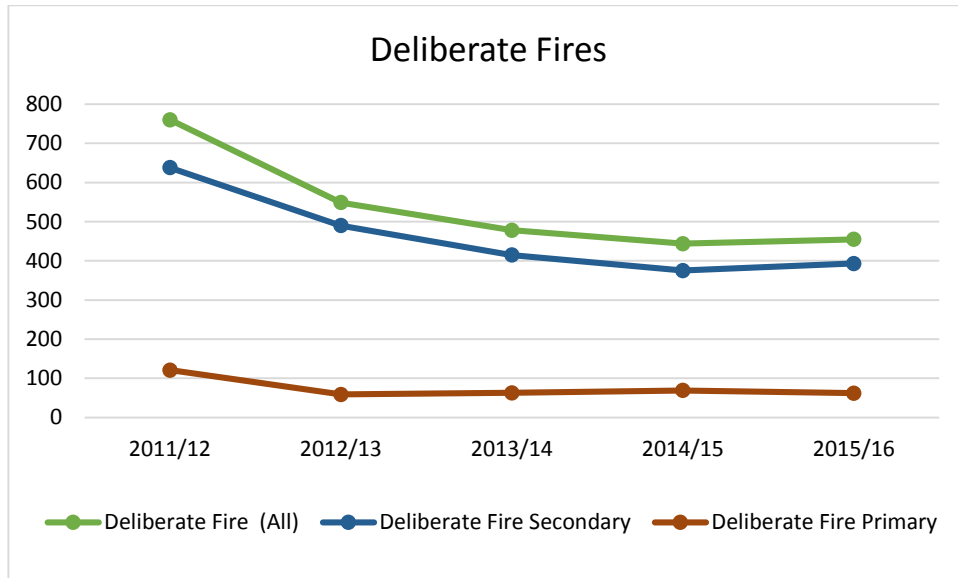


Unlike accidental dwelling fire casualties, the majority of special service casualties (84%) attend hospital; of these 64% are deemed to have sustained slight injuries with 20% deemed to have serious or life threatening injuries. Of all recorded injuries, both fatal and non-fatal, males accounted for 68% of all recorded casualties with all persons between the ages of 20 and 59 being the most prevalent age group for special service fatalities and casualties.



Performance Explained

Current progression towards the three-year average target for 2016/17 is classed as **Red** as current activity is above the three year average, and a continued upward trend for this reporting period has been noted at this time; this is in contrast to a noted downward trend between 2011 to 2015. On average deliberate fire raising accounts for 74% of all fire related activity within Inverclyde.

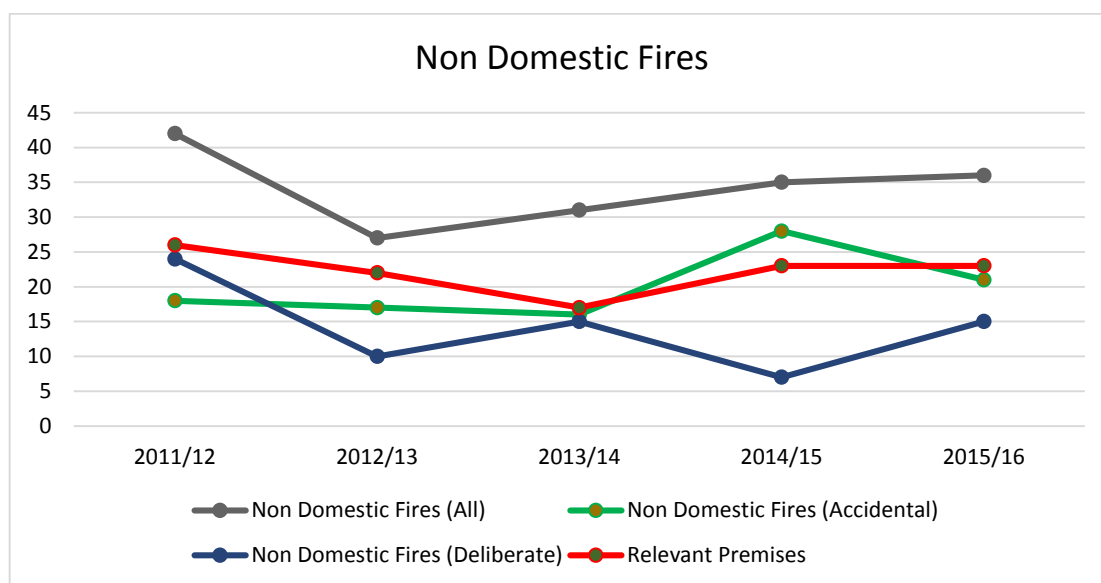


In terms of total activity deliberate fires have accounted for 32% of all operational incidents within Inverclyde, with 28% of all mobilisations being to secondary fire incidents. Deliberate refuse fires account for just over 43% of all secondary fire activity within Inverclyde with other outdoor fires involving wildland, trees and vegetation being the second most common (42%) secondary fire types. Deliberate primary fires have seen a reduction of 51% over the past five years with current activity slightly below the five year average.

Performance Explained

Current progression towards the three-year average target for 2016/17 is classed as **Green** with a downward trend evident at this time. Whilst overall the number of non-domestic fires account for only 2% of all operational mobilisations, just over 70% of all non-domestic fires involve premises within the Business or Service sectors.

In reviewing the previous 5 years activity for non-domestic fires, just under two thirds of all incidents (58%) are classed as accidental in origin.

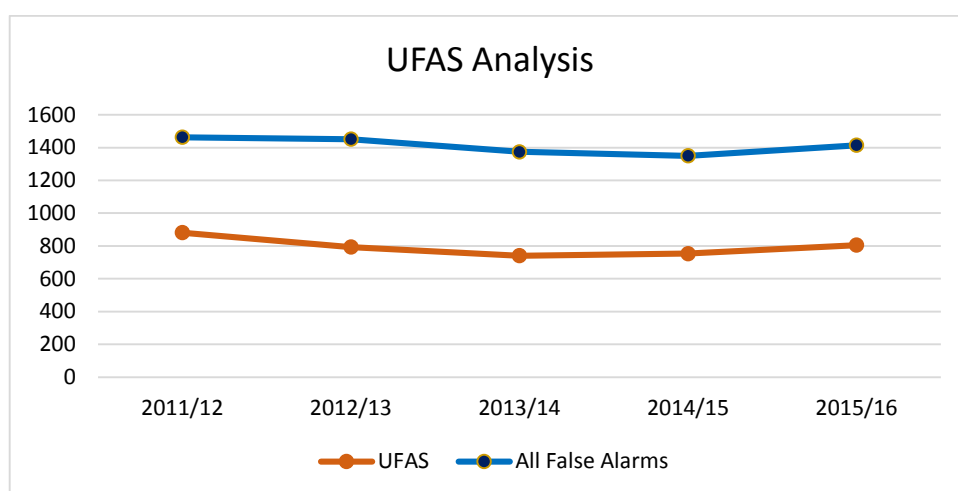


Business and Service sector premises normally fall within the scope of Part 3 of the Fire (Scotland) act 2005 as amended and are classed as 'Relevant Premises'. Given the importance of the protection of the local economy, monitoring of activity within Relevant Premises is ongoing in conjunction with a programme of fire safety enforcement audits. Current analysis identified a year on year increase in fires within Relevant Premises since 2013/14; however 60% of all incidents have resulted in no or very limited fire damage. Minor electrical faults in light fittings causing smell of burning and contained damage is one example of the incident type attended by SFRS within relevant premises which require no firefighting action.



Performance Explained

Current progression towards the three-year average target for 2016/17 is classed as **Red** with a slight increase in the three year average noted at this time and the year on year figure also slightly increasing. In total, all false alarms account for 46% of all operational mobilisations. Various types of false alarms fall into this category with Unwanted Fire Alarm Signals (UFAS) having been identified as the cause of 55% of all false alarms. In reviewing data over the last 5 years, the rate of UFAS incidents have fluctuated year on year. (2015 to 2017)



In reviewing the previous 5 years activity for UFAS incidents, weekdays indicate the greatest prevalence of UFAS incidents with the period between 0800 hours and 1600 hours being the most common time period for UFAS incidents. Review of the data suggests these instances, on a general basis may be related to the most frequent periods of when buildings are occupied. In examining the cause of alarms, a number of factors may be attributed to the building occupants contributing to the alarm operating such as cooking, testing of the system, or accidentally/carelessly setting off the alarm, which over the previous 5 years has accounted for 40% of all alarm activations.

Review of the property types responsible for UFAS incidents has identified hospital/medical care facilities (25%), schools (19%) and residential homes (11%) as the most common property types which the SFRS attend, which collectively over the past 5 years has been responsible for 55% of all UFAS incidents within Inverclyde.

Engagement – what our stakeholders told us

Building on the intelligence we gathered during the engagement and consultation of our Strategic Plan 2016-19 we re-engaged with our key stakeholders to seek further views on our local service delivery.

Feedback identified the SFRS's engagement with young people and our communities as a strength and whilst the SFRS is a national organisation it is seen as having the ability to deliver its services on a local basis. Comments also suggested the SFRS should consider how it can develop further opportunities to share resources and further strengthen its partnership links including those within the Third Sector.

It was recognised that persons at risk are often known to other organisations therefore areas such as information sharing; joint training and an integrated joint response within a partnership environment could enhance the safety and well-being of those at risk within our communities. Feedback also highlighted the need to consider the provision of services and support to persons who are sensory impaired and this was highlighted as a common challenge across organisations. Overall an underlying theme was one where the SFRS should continue to promote the safety and well-being within the home environment.

Scrutiny – what we learned from the HM Fire Service Inspectorate (HMFSI)

To support this formal review the outcomes from HMFSI's Local Area Inspections that examine the development and delivery of Local Fire and Rescue Plans, have also been considered.

By undertaking inspections of our service delivery within local authority areas, HMFSI can provide independent assurance to Scottish Ministers and the public that adequate provision for local service delivery is being made, there is equal access to specialist resources, service provision and partnership working is of sound quality and strong scrutiny arrangements are in place. This allows HMFSI to maintain a good awareness of how well we are functioning and build intelligence to inform future inspections.

By the end of the period 2016/17 it is planned that the SFRS service provision will have been examined in nine local authority areas. These areas included Aberdeen City, East Renfrewshire, Western Isles, West Lothian, Dundee, South Ayrshire, Scottish Borders, Moray and Glasgow City. Once prepared, these inspection reports are published by HMFSI on their website.

On examining the published Local Area Inspection Reports, we noted that HMFSI generally felt that there was a need to identify unique characteristics for each local area and provide clearer use of risk-based evidence to identify and shape priorities across our Local Plans.

HMFSI would also like to see a stronger emphasis made on specific local priorities and contribution supported by an appropriate level of local performance measures. Local priorities and measures should be balanced against our national needs as well as aligned to the collaborative partnership working requirements of Local Outcome Improvement Plan delivery.

Conclusion

In reviewing the progress against the priorities within the Local Fire and Rescue Plan for Inverclyde (2014 – 2017), it has been identified that operational demand in the longer term has been reducing, however review of activity during the current fiscal year indicates fluctuations in operational demand has been occurring.

A key approach to reducing demand is through effective engagement and by working in partnership to support our more vulnerable members within our communities. As a national organisation the SFRS is also progressing with its transformational agenda to develop the organisation in an environment of continuous financial challenges. This presents opportunities for the SFRS to develop its role at a local level in the protection of our communities across Inverclyde through the strengthening of existing partnerships, whilst seeking new partnership approaches to manage, mitigate and reduce risk.

To support the pursuance of transformational efficiencies, reducing service demand is essential to provide the means to utilise the totality of SFRS resources to maximum benefit. It is recognised however, regardless of how active the SFRS is in its prevention agenda, operational demand will still be present. It is therefore vital to ensure the SFRS is able to respond as and when such demand arises. The process of identifying and reviewing the range of risks within our communities will provide the basis as to how we will manage and respond to such risks to safeguard the safety of our firefighters and our communities.

The review of the Local Fire and Rescue Plan for Inverclyde over the period 2014 – 2017 has considered the progress that has been made to date and supported the development of key priorities for the next plan. Meeting the challenges in the new plan will not be achieved in isolation but through effective partnership working and as such, the new Local Fire and Rescue Plan will seek to compliment and contribute to the integrated approach to Community Planning within Inverclyde.

Recommendations

It is recommended that the following priorities are taken forward in the new Local Fire and Rescue Plan for Inverclyde area:

Priority 1: Domestic Safety

Priority 2: Unintentional Injury and Harm

Priority 3: Deliberate Fire Setting

Priority 4: Non-Domestic Fires

Priority 5: Unwanted Fire Alarm Signals

Priority 6: Operational Resilience and Preparedness



SCOTTISH
FIRE AND RESCUE SERVICE

Working together for a safer Scotland

Report to: Inverclyde Council - Police and Fire Scrutiny Committee

Date: 15 March 2017

Report By: David Proctor Local Senior Officer

Subject: SCOTTISH FIRE AND RESCUE SERVICE BUDGET 2017/18

1. PURPOSE

- 1.1 The purpose of this Briefing Note is to advise the Police and Fire Scrutiny Committee of the Scottish Fire and Rescue Service budget allocation from Scottish Government. A request for this information was raised at Inverclyde scrutiny meeting on 16 February 2017.

2. RECOMMENDATION

- 2.1 The contents of this Briefing Note are for noting.

3. BACKGROUND

- 3.1 Scottish Government Ministers set the budget for the Scottish Fire and Rescue Service.
- 3.2 The Chief Officer and his Strategic Leadership Team, then produce a Draft budget and present it to the Board of the Scottish Fire and Rescue Service for approval.
- 3.3 The budget consists of two parts, namely Revenue budget and Capital budget.
- 3.4 Revenue budget is set at £259.2 million.
- 3.5 Capital budget is set at £32.5 million.

4. Budget breakdown

4.1 Revenue budget

• Employee costs	£205.4 million
• Property	£20.5 million
• Supplies & services	£20.5 million
• Transport	£8.7 million
• 3 rd Party	£1.4 million
• Financing	£3.3 million
• Income to be generated	£0.6 million
Total	£259.2 million

4.2 Capital budget will be used to purchase major assets such as:-

- Replacement Command & Control system
- Replacement vehicles
- Major property upgrades and refurbishment programmes

The above items come within the scope of the Scottish Government procurement rules and contracts are out to Tender, which are considered commercially sensitive.

4.3 East Renfrewshire, Renfrewshire & Inverclyde devolved budget to the Local Senior Officer is set at £9.569 million for the Revenue Budget. No elements of Capital budget are devolved to the Local Senior Officer.

4.4 Costs associated with running each of the Fire Stations within Inverclyde:-

• Greenock	£1.96 million
• Port Glasgow	£0.98 million
• Gourock	£0.215 million

4.5 The figures referred to in 4.4 above do not include other costs, which are supporting infrastructure which is shared and provided across all 3 Local Authorities:-

- Admin support
- Senior Officers
- Training Team
- Community Action Team

4.6 It should be noted that the 2017/18 budget has not yet been put before the Board of the Scottish Fire and Rescue Service, therefore the figures could be subject to change.



SCOTTISH
FIRE AND RESCUE SERVICE
Working together for a safer Scotland

**Working together
for a safer Scotland**

Inverclyde
council

Report to:	Local Police and Fire Scrutiny Sub Committee
Date of Report:	16th March 2017
Report by:	David Proctor, Local Senior Officer (LSO) Scottish Fire and Rescue Service

Subject:	Scottish Fire and Rescue Service (SFRS) Report
----------	---

PURPOSE OF THIS REPORT

1. The purpose of this report is to inform the Local Police and Fire Scrutiny Sub Committee of the Scottish Fire and Rescue Service's (SFRS) performance and activities during January and February in Quarter 4 of 2016/17 reporting period.

PERFORMANCE

2. The information provided in this report and attached appendix relates to the specific key performance indicators detailed in the Inverclyde Local Fire and Rescue Plan 2014-2017. The SFRS Local Senior Officer will be happy to meet with any Elected Members who wish to discuss specific Ward issues.

A summary of the key performance indicators is detailed below:

- a. The total number of Accidental Dwelling Fires decreased from **20** in the same period in 2015/16 to **17** in the current reporting period.
- b. The total number of All Non-Fatal Fire Casualties decreased from **15** in the period in 2015/16 to **6** in the current reporting period.
- c. The total number of incidents involving Deliberate Fire Raising increased from **12** in the same period in 2015/16 to **27** in the current reporting period.
- d. The total number of Fires in Non-Domestic Buildings increased from **3** in the same period in 2015/16 to **4** in the current reporting period.
- e. The total number of Unwanted Fire Alarm Signal incidents increased from **60** in the same period in 2015/16 to **64** in the current reporting period.

- f. The total number of Road Traffic Collisions incidents attended by SFRS which resulted resulting in non-fatal casualties, decreased from **6** in the same period in 2015 to **3** in the current reporting period. The number of recorded casualties decreased from **4** in the same period in 2015/16 to **2** in the current reporting period

PRIORITIES & INTERVENTIONS

1. SFRS is committed to working in partnership with Community Planning partners in the public, private and voluntary sectors in order to work together for a safer Scotland. Strengthening our relationship with and working in partnership to add value to our communities is critical to the success of our strategy.

The following activities are illustrative of SFRS arrangements in terms of partnership working and targeted engagement:

- a. The Local Area Liaison Officer (LALO) attends community safety/wardens meetings within Inverclyde on a weekly basis and provides statistics of incidents within the Local Authority Area to ensure partners are aware of all fire related anti-social activity. This forum continues to deliver on achieving joint positive initiatives and outcomes. In addition to this meeting a multi-agency operational meeting has been set up to allow partner agencies to share information on incidents and activity's within Inverclyde. SM Hughes represents SFRS at this meeting. It is hoped that this forum will be developed over the coming months to fine tune the information shared to provide outcomes for the partnership.
- b. The Community Action team have been working with Trust and Trinity housing to provide Home fire safety visits to 66 Vulnerable/High risk residents
- c. The Community Action team has provided formal fire safety presentations to residents of East Kirk Court and Woodrow Court sheltered housing units.
- d. Meeting have taken place with River Clyde Homes to establish greater working protocols and partnership opportunities
- e. The Community Action team attended and Open Day with Larkfield housing to meet with residents and share fire safety messages.

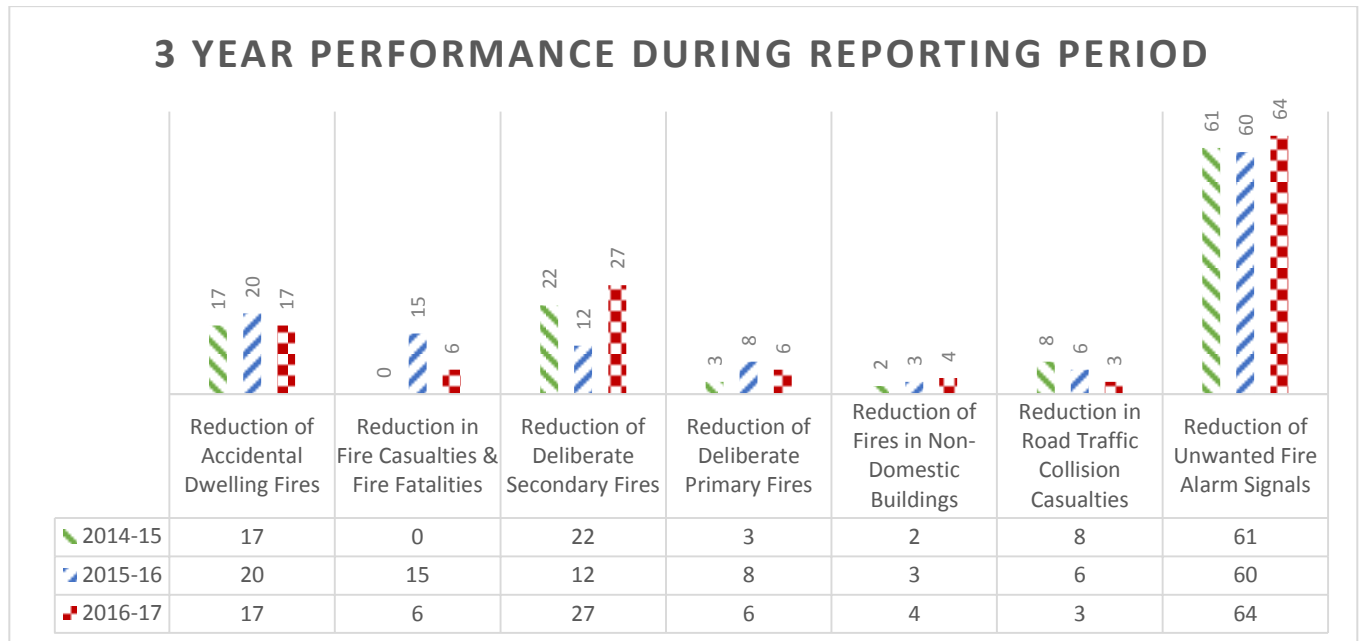
- f. A total of 283 Home Fire Safety Visits (HFSV) was carried out in Inverclyde during the reporting period. These HFSVs are carried out by our operational personnel and Community Action Team (CAT) officers who will conduct these visits jointly with partner agencies where deemed appropriate. Of these HFSVs:
 - i. 19 were as a result of high risk referrals from partners to SFRS.
 - ii. 63 were as a result of Post Domestic Incident Responses (PDIR). The SFRS conducts a PDIR at all domestic dwelling incidents (includes fire alarm actuations and special services). This involves positive engagement with the occupier(s) of the affected property and neighbouring properties by SFRS personnel. Fire safety advice and support are provided; where required SFRS provide and fit 10 year battery powered smoke detectors

RECOMMENDATIONS

Local Police and Fire Scrutiny Sub Committee members are asked to note the contents of this report and the attached appendix.


The graph below provides a comparative overview of the activity levels within the reporting period over the last 3 years.

1. THREE YEAR PERFORMANCE OVERVIEW



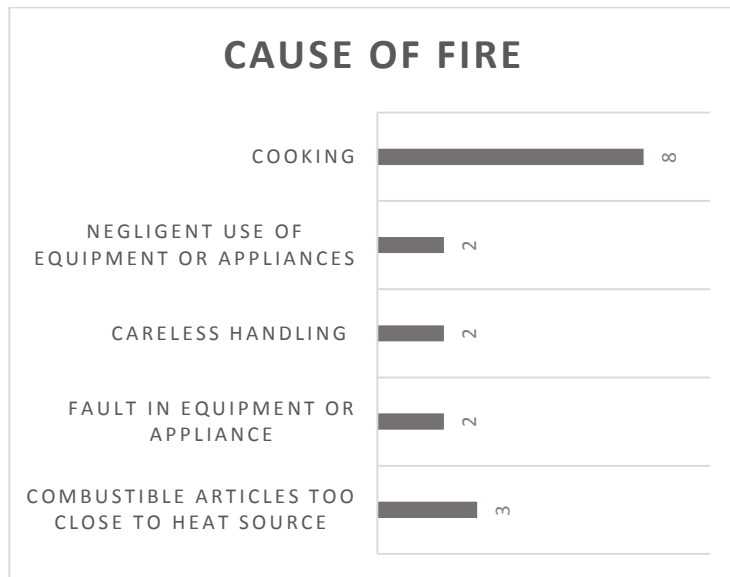
2. REDUCTION OF ACCIDENTAL DWELLING FIRES

2.1. Incidents by Ward




The slightly higher levels of activity in wards North and East are a direct correlation to the number of residents and homes within each locality.

2.2. Cause of Fire



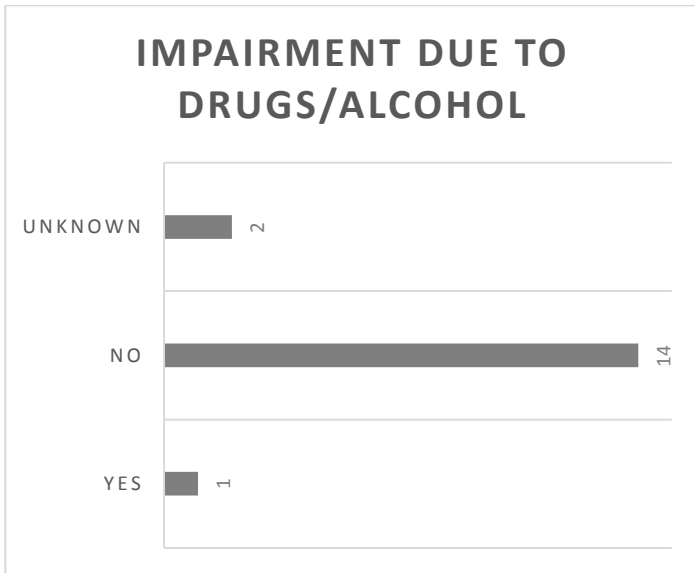
As is evident from graph 2.2 cooking remains the most significant cause of accidental dwelling fires in Inverclyde. However further analysis of the information has shown that the majority of the incidents are small in nature and require no action by the Scottish Fire and Rescue Service (SFRS). The increase in detectors within homes has provided early warning and intervention.

2.3. Location of Fire



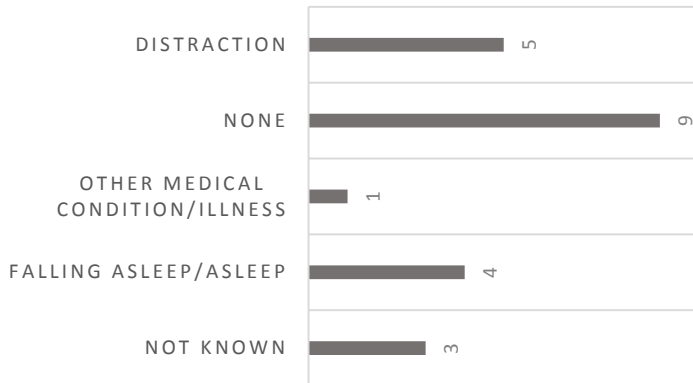
The information within this graph links directly to the 2.2 where cooking was identified as the most common cause of fire. SFRS provides information on safe cooking at each incident they attend of this nature and provide additional safety guidance at the Home Fire Safety Visit (HFSV)

2.4. Human Factors



Of the 17 incident we attend 14 were not influenced by drugs or alcohol. However distraction still has a bearing on accidental fires and this is a hard factor to resolve.

FACTORS CONTRIBUTING TO FIRE STARTING



[Distraction includes conditions such as alcohol/ drug (prescribed or other) use, mental health, capability and individuals dealing with other matters and forgetting that they have left something cooking. It is also noted from the information within this graph that there were no contributory factors in 9 of the incidents and was deemed purely accidental.]

3. REDUCTION OF FIRE CASUALTIES

3.1. Casualties by Ward

There was 6 recorded casualty during the reporting period. 1 in Inverclyde North, 2 in Inverclyde South, 1 in Inverclyde East, 2 in Inverclyde West.

3.2. Casualties by Age and Gender

All of the casualties were female with majority (4) being in the 40 to 59 age group category. Inverclyde's fire casualty profile is not reflective of the Scottish profile. Over the past two years there has been a growing trend of older females being the most at risk of harm from fire.

3.3. Extent of Harm

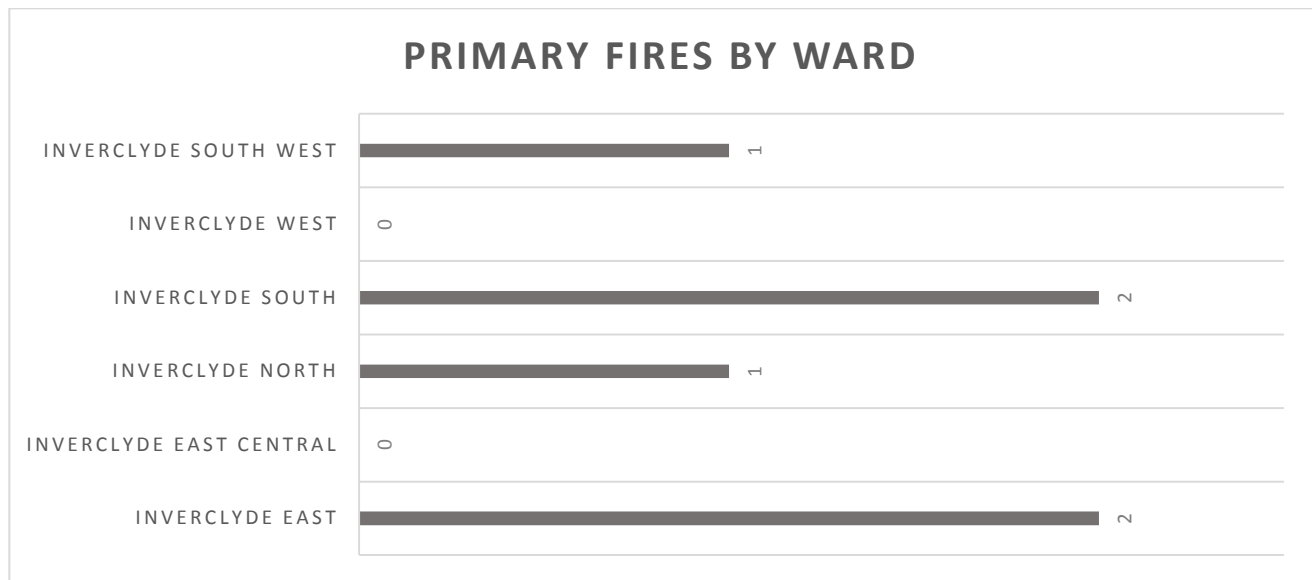
The majority of the incidents resulted in slight injury or requirement for a precautionary check at hospital. The positive impact of early warning of fire provided by either standalone or linked smoke alarms is evident in terms of the reduction in the number of severe dwelling fires and the associated level of fire related injuries compared to 10 years ago.

4. REDUCTION OF DELIBERATE FIRE SETTING


4.1. Primary Fires

Primary fires are classed as those involving property which has a specific private or commercial value; and generally relates to building, structures or vehicle fires. During January and February of the 2016/17 reporting period there were a total of 6 deliberate primary fires; this was a decrease when compared to the same period in 2015/16 when there were also 8 deliberate primary fires.

4.1.1. Incidents by Ward



4.1.2. Property Types



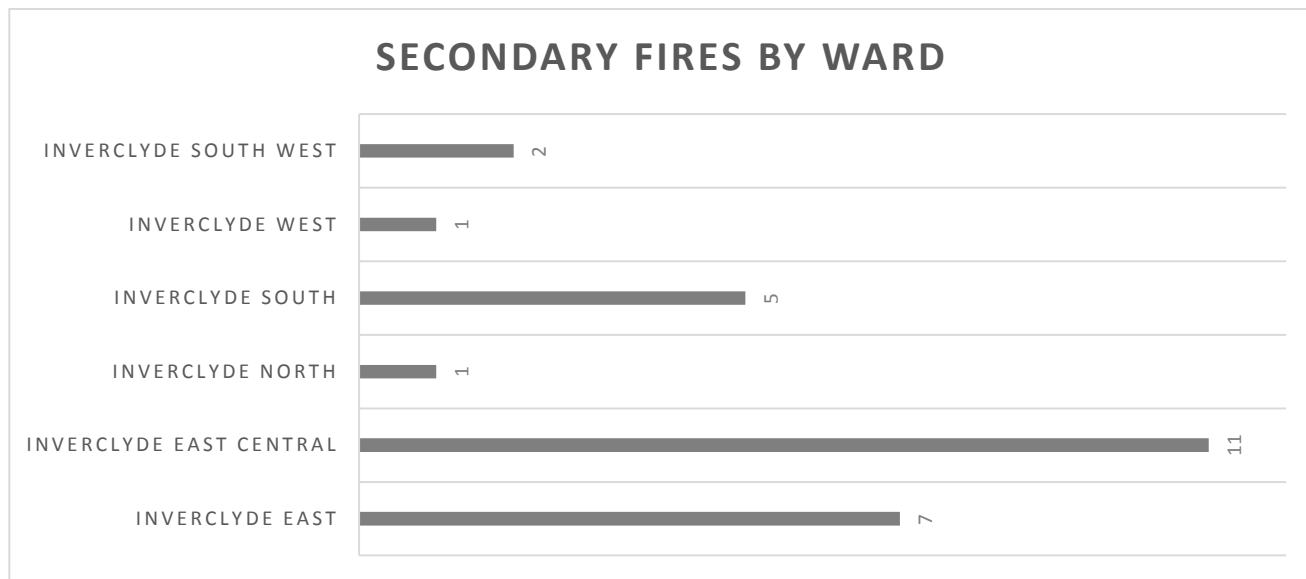
Deliberate fire setting is a criminal offence and SFRS will request Police Scotland to attend suspected deliberate primary fires when deemed appropriate. The SFRS Local Area Liaison Officer attends regular meetings within Inverclyde to provide fire activity overviews for action as appropriate.

SFRS officers will also complete Community Intelligent Reports at incidents where deliberate fire setting occurs; these are passed to Police Scotland where relevant information is gathered and used to support further investigation. The rise in vehicle fire has been raised with the Chief Inspector

4.2. Secondary Fires

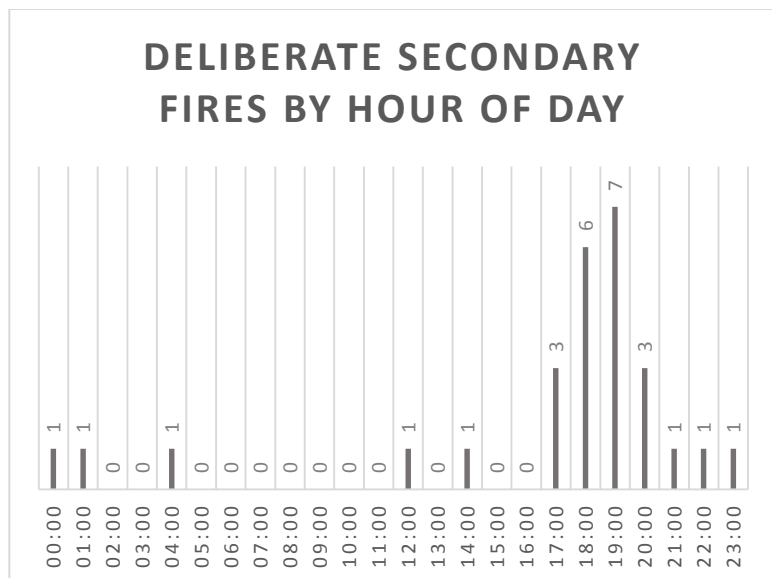
Secondary fires are classed as those involving derelict property (structures or vehicles), refuse, grassland and scrubland. During January and February of the 2016/17 reporting period there were a total of 27 deliberate secondary fires; this is an increase when compared to the same period in 2015/16 when there were 12 deliberate secondary fires. This increase is a common trend throughout Scotland.

4.2.1. Incidents by Ward



SFRS works closely with our partners to provide appropriate engagement, education and intervention approaches. Schools in areas identified as having higher fire incidents are targeted and the CAT officers actively engage with the pupils to educate them on the dangers and subsequences of wilful fire setting.

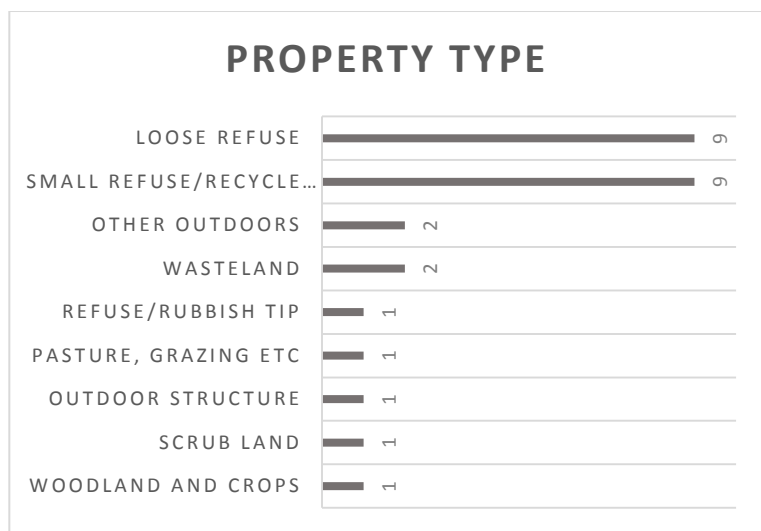
Time of Day



Graph 4.2.2. shows it is evident the vast majority of fires occurred between 17:00hrs to 21:00hrs; this pattern leads us to believe the majority of these fires have been started by school age young people who outwith these times will either be in bed or at school.

The Schools programme addresses wilful fire setting and educates young people on the impact of available front line emergency resources attending secondary fires and not being available for life threatening emergencies.

4.2.2. Property Type



Small refuse and recycling containers (wheelie bins fires) accounted for the majority of deliberate secondary fires in Inverclyde. Work has been on-going with Police Scotland and the Wardens service to identify specific area of activity through sharing of information.

5. REDUCTION OF FIRES IN NON-DOMESTIC PREMISES

This category includes commercial premises, private lockups/ garages and other structures. These incidents are included in the Deliberate Primary Fires referred to in section 3.1.

5.1. Incident by Ward

There were a total of 4 recorded fires in non-domestic premises during the reporting period in 3 Wards:

- Inverclyde North (2)
- Inverclyde East (1)
- Inverclyde East central (1)

5.2. Property Types

The types of properties included in the 4 incidents are detailed below

Care home – Small fire in kitchen due to faulty equipment

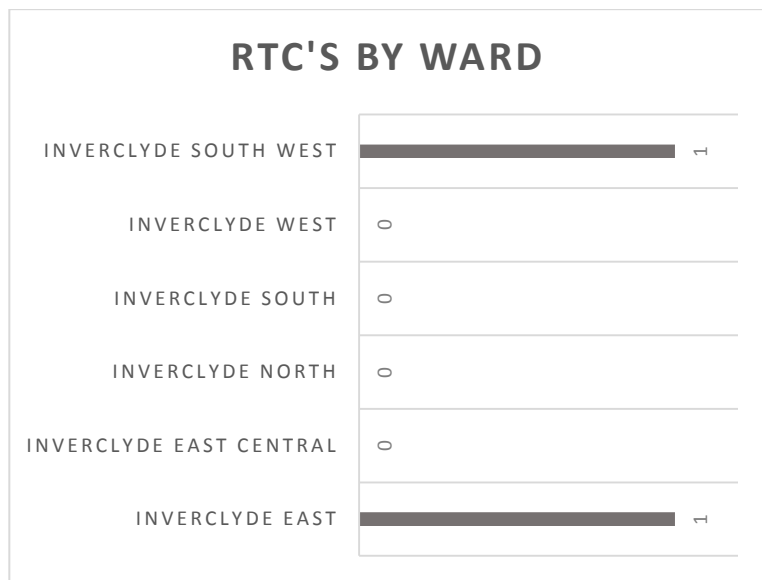
Sheltered home – Small fire in kitchen due to wooden utensil too close to heat source

Commercial Garage (2) – Heating equipment/electrical fault

All fires in non-domestic premises which are classed as relevant premises under The Fire (Scotland) Act 2005 will be subject to a post fire audit. These are conducted by specialist Fire Safety Enforcement Officers (FSEO) who will carry out a full inspection of the premises and all paperwork required under the Act; where deficiencies in fire safety management arrangements are identified the 'duty holder' will be issued with a notice as appropriate

6. REDUCTION OF CASUALTIES IN NON FIRE EMERGENCIES

6.1. Road Traffic Collision Incidents by Ward



There were a total of 2 Road Traffic Collisions (RTC) which SFRS attended in the reporting period; this will no reflect the numbers attended by Police Scotland which will potentially be higher. This is due to the fact SFRS only attends incidents of this nature when requested to assist in extrication of casualties or to make the scene safe.


6.2. Road Traffic Casualties (RTC) by Ward

There were 3 RTC related casualties recorded by SFRS in the wards highlighted in 6.1. All 3 had slight injuries and went to hospital for precautionary check only. There were no fatalities within this reporting period.

7. REDUCTION OF UNWANTED FIRE ALARM SIGNALS


SFRS attends a range of false alarm incidents which include system faults, accidental actuation of fire alarm, malicious calls and good intent calls. SFRS is focused on reducing the associated road risk posed by 'blue light' journeys linked to our attendance at Unwanted Fire Alarm Signals (UFAS) incidents. There is a national policy in place which ensures we are adopting a standardised approach to positively engage and educate duty holders at premises which have fire alarm system actuations which are not due to an actual fire.

7.1. Incident by Ward



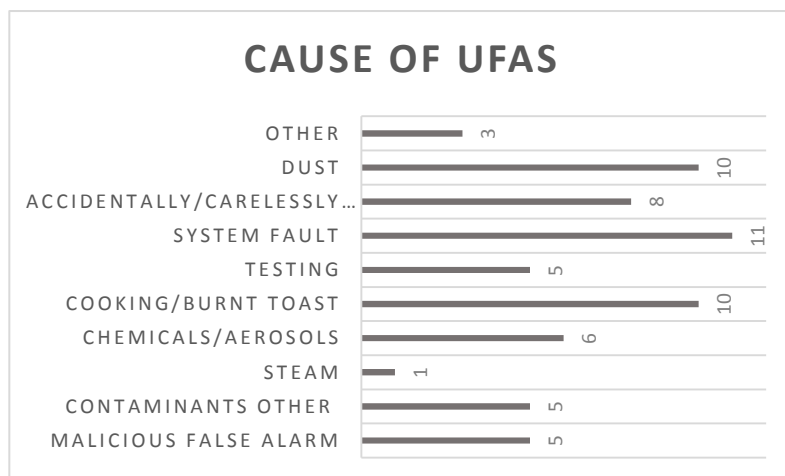
South Ward has the highest number (18) of Unwanted Fire Alarm Actuations (UFAS); Majority of these incidents occurred at Educational or Hospital facilities. This is confirmed in the following graph on property types.

7.2. Property Types



From the graph it is evident that Hospitals and Medical care facilities within Inverclyde accounted for a total of 14 UFAS incidents during the reporting period. Incidents in secondary schools (14) are on the increase with 5 incidents linked to Malicious call at Gourock High School

7.3. Cause of Actuation



The SFRS works closely with all relevant premises where UFAS occur. Where the number of actuations are above acceptable standards the FSEO team will carry out a fire safety audit to identify deficiencies in the management of alarm system and actuations; where deemed necessary notice of fire safety deficiency will be issued.

**INVERCLYDE COUNCIL
LOCAL POLICE AND FIRE
SCRUTINY SUB-COMMITTEE**

AGENDA AND ALL PAPERS TO:

Councillor McCabe	1
Councillor McColgan	1
Councillor Wilson	1
Councillor Brooks	1
Councillor Brennan	1
Councillor Campbell-Sturgess	1
Councillor Clocherty	1
Councillor Shepherd	1
Councillor Jones	1
Councillor Loughran	1
Councillor McEleny	1

All Other Members (For Information Only) 9

Officers:

Chief Executive	1
Corporate Communications & Public Affairs	1
Corporate Director (Chief Officer), Health & Social Care Partnership	1
Corporate Director Environment, Regeneration & Resources	1
Corporate Director Education, Communities & Organisational Development	1
Chief Financial Officer	1
Head of Legal & Property Services	1
G Murphy, Legal & Property Services	1
S Lang, Legal & Property Services	1
Head of Safer & Inclusive Communities	1
Chief Internal Auditor	1
Chief Superintendent Jim Downie	1
Chief Inspector Elliot Brown	1
Sergeant Laura Stewart	1
Area Manager David Proctor	1
File Copy	1

Total 36

AGENDA AND ALL NON-CONFIDENTIAL PAPERS TO:

Community Councils 6

TOTAL 42